

Order Your ClampTite Tool Today!

ORDER FORM

QTY	Description	Unit Cost	Amt
New!	SS Tool w/ Bronze Nut - Standard End	\$69.95	
	or Ext. for Ring	\$69.95	
	SS-Alum. Body Tool w/Wing Nut	\$39.95	
	PL-Alum. Body Tool w/Wing Nut	\$29.95	
New!	Med SS Tool w/ Hex Nut - Standard End	\$109.95	
	or Ext. for Ring	\$109.95	
	Large SS-Alum. Body Tool w/Hex Nut	\$129.95	
	Small Roll of SS Wire Please Specify	\$14.95	
	Large Roll of SS Wire Please Specify	\$24.95	
	One lb. Can SS Wire Please Specify	\$24.95	

It's **EASY** to
Pay by Credit
Card Online!



1(800)962-2901

Sub-Total	
Sales Tax	
Shipping	\$7.95
Total Due	

Name: _____

Company: _____

Address: _____

City: _____ State: ___ ZIP: _____

Daytime Tele: _____

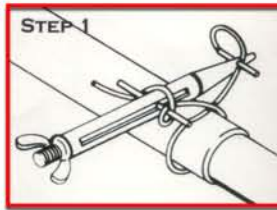
Please Call If You Would Like To Charge
Your Order Or SHOP ONLINE.

Lifetime Warranty. ClampTite will replace this product at no charge if such product is defective and returned to ClampTite at buyers expense. Such replacement is the buyers sole remedy and is in lieu of all other remedies or any tort liability. THERE ARE NO EXPRESS WARRANTIES. ClampTite cannot guarantee specific results as it does not control the use and application of the product.

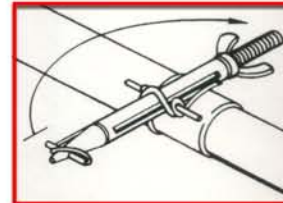
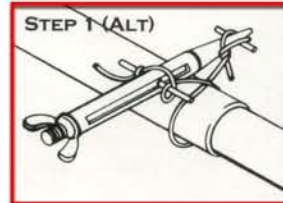
Make Clamps From Ordinary Wire Even A Coat Hanger!

INSTRUCTIONS FOR A SINGLE WRAP CLAMP

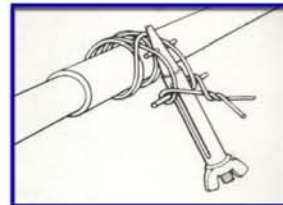
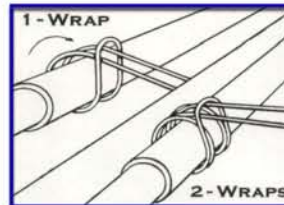
These three illustrations demonstrate a simplified single strand wrap for a fast and easy fix! This method will allow for as many wraps as desired. Rotate tool 180 degrees to lock clamp. Loosen wingnut and remove the ClampTite tool. Clip wire about 1/4" from the clamp.



LUBE THREADS BEFORE USING

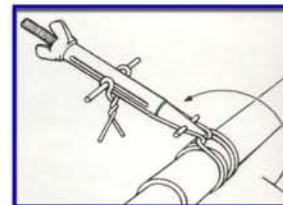
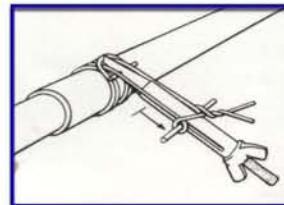


INSTRUCTIONS FOR A DOUBLE WRAP CLAMP



Step 1: Cut the wire to length (4 times around the item you are clamping plus 12 inches of wire.) Fold wire in half, tape (or wire nut) ends together and wrap around item where you want the clamp. Tuck the ends through the loop

Step 2: Wrap around (inside the first wrap), tuck through the loop again and remove the tape (or wire nut). Place tool as shown, with the wire over the front pin. Twist ends together tightly.




Step 3: Place notch at end of tool against the wire loop and turn wingnut clockwise to tighten.

Step 4: Rotate tool over to lock the clamp. Loosen wingnut and remove the ClampTite tool. Clip off wire ends about 1/4" from clamp and push them down against the hose.

1(800)962-2901

CLAMP TITE
THE CLAMP-MAKING TOOL



LIFETIME
WARRANTY
MADE IN THE
USA

Clamp or Band Anything

Any Size...Any Shape...Any Where!



The CLAMP TITE TOOL provides a means for tightening wires wrapped around an object and then locking it in place. The tool can be used with various wire sizes which eliminate space and strength issues often encountered with screw operated worm gear type clamps

www.ClampTiteTools.com

Clamp Anything... Any Size, Any Shape, Anywhere

On The Boat & RV...



Attach A Reel, Or Antenna To A Stanchion Or Shroud



Attach A Hose To A Barb Fitting Or Bilge Pump



Clamp A Line, Or Make Your Own Bungee Chords



Mouse An Anchor Shackle

Unsurpassed As A Multi-Purpose Tool

Manufactured under one or more of the following patents: 5,101 8,685 28,075 29,049 29,765 413,106 524,528 544,435 637,255 818,790 987,497 1,078,813 1,084,041 3,349,645 3,717,051 3,779,103 3,877,324 4,026,524 4,103,910 4,119,298 4,287,793 4,314,592 4,326,364 4,336,726 4,349,049 4,398,437 4,416,169 or patents pending.

On The Car...



Great For Emergency Repairs Or A Permanent Fix...

Stop Leaky Hoses On The Spot!



ClampTite Is The Perfect Handyman's Helper. Make Clamps From Ordinary Wire... **Even A Coat Hanger!!**

Around The House...



Clamp A Cedar Planter



Fix A Handle



Attach A Fence Post



Repair A Garden Hose

Your Imagination Is The Only Limit!

It's Easy... With

CLAMP TITE™

You'll find hundreds of uses around the home, in the garden & workshop.

Keep the ClampTite Tool wherever you need it. A must for every toolbox.



Visit us and SHOP ONLINE at www.ClampTiteTools.com!



What Some of Our Customers Have Said...

"I love this tool", I have fixed chairs, hoses, sun screens, antennae mounts, radar mast, life line ring on my rail, etc. "NO HOSE CLAMPS" to rust or cut you! *Walter, Home Owner / Boater*

The ClampTite Tool is the best thing since seizing wire. A must-have tool for every rigger -- *Brion Toss - Port Townsend, WA. Author of The Rigger's Apprentice*

Last year I used my ClampTite tool in an emergency to fix my windshield wipers on my RV during a driving rainstorm, this is the handiest tool I own....*Steve, RV / Boater*

The ClampTite tool is indispensable in my orchard irrigation system, it has saved me time and money keeping my spray system operating. *Joe, Orchard Owner*

"My ClampTite tool is indispensable" for a boat delivery captain. One tool can repair and replace any size clamp or "lash" any hardware quickly and effectively. This tool will get you home safely! *Phil, Boat Captain*

I have used my ClampTite tool for over 9 years repairing diesel and gas engines in my business, its great! *John, Auto Repair Business*